

Testing bags

RSN-01T	1 Tonne	Low Headroom Waterbag	
RSN-02T	2 Tonne	Low Headroom Waterbag	
RSN-03T	3 Tonne	Low Headroom Waterbag	
RSN-05T	5 Tonne	Low Headroom Waterbag	
RSN-06T	6 Tonne	Low Headroom Waterbag	
RSN-10T	10 Tonne	Standard Waterbag	
RSN-12T	12 Tonne	Low Headroom Waterbag	
RSN-20T	20 Tonne	Standard Waterbag	
RSN-25T	25 Tonne	Standard Waterbag	
RSN-35T	35 Tonne	Standard Waterbag	
RSN-55T	55 Tonne	Standard Waterbag	(Only with RSN Offshore Engineer)

Lifeboat, Gangway, Bridge & Floor testing bags

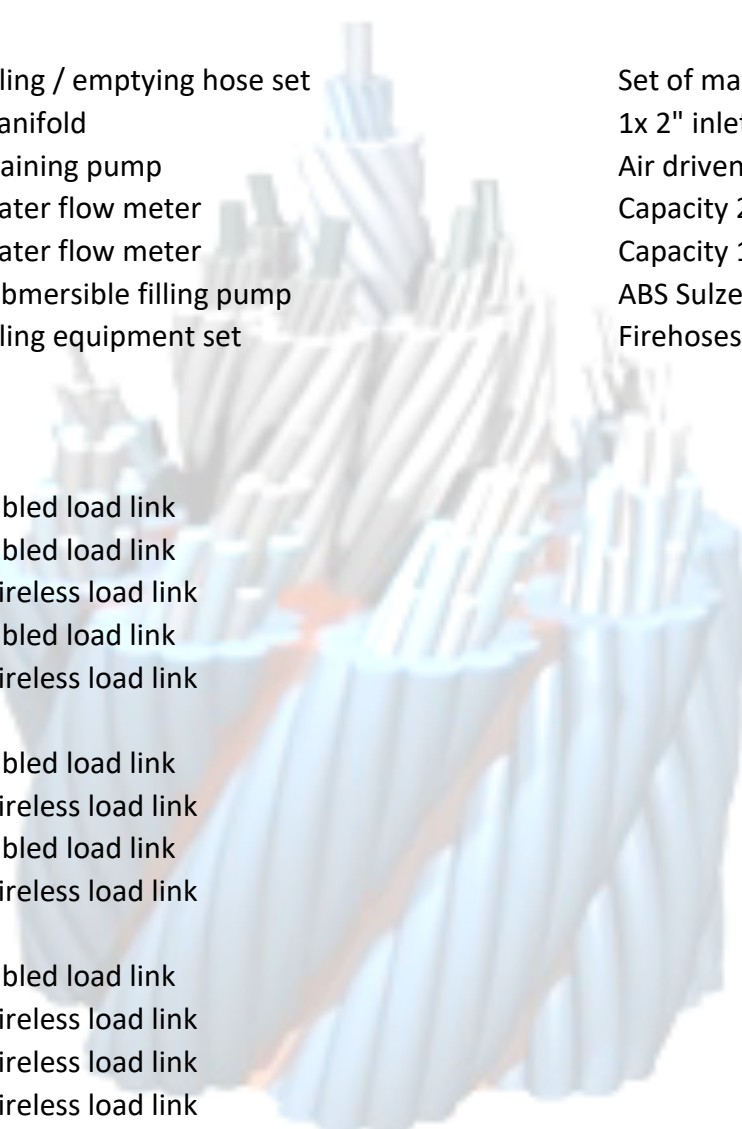
RSN-100s20	20x	100 kg	Life boat / gangway testing set	20 bags, filling hoses, manifold & draining pump
RSN-100s40	40x	100 kg	Life boat / gangway testing set	40 bags, filling hoses, manifold & draining pump
RSN-375s8	8x	375 kg	Life boat / gangway testing set	8 bags, filling hoses, manifold & draining pump
RSN-375s16	16x	375 kg	Life boat / gangway testing set	16 bags, filling hoses, manifold & draining pump
RSN-100		100 kg	Life boat / gangway testing single bag	
RSN-375		375 kg	Life boat / gangway testing single bag	
RSN-1000		1000 kg	Gangway / bridge / floor testing single bag	
RSN-4000		4000 kg	Gangway / bridge / floor testing single bag	

Testing bag accessories

RSN-HOSE	1"	Filling / emptying hose set	Set of max. 5 hoses
RSN-MANI	1"	Manifold	1x 2" inlet - 8x 1" outlet
RSN-DPUMP	1"	Draining pump	Air driven emptying pump
RSN-FLOW1	1"	Water flow meter	Capacity 200 - 12.000 l/hr
RSN-FLOW2	2"	Water flow meter	Capacity 1.000 - 50.000 l/hr
RSN-FPUMP	2"	Submersible filling pump	ABS Sulzer J15
RSN-TEST		Filling equipment set	Firehoses, Manifolds, Adapters, etc.

Load links

RSN-CLL1-5	1.5 Tonne	Cabled load link
RSN-CLL5	5 Tonne	Cabled load link
RSN-WLL5	5 Tonne	Wireless load link
RSN-CLL10	10 Tonne	Cabled load link
RSN-WLL12	12 Tonne	Wireless load link
RSN-CLL20	20 Tonne	Cabled load link
RSN-WLL25	25 Tonne	Wireless load link
RSN-CLL35	35 Tonne	Cabled load link
RSN-WLL35	35 Tonne	Wireless load link
RSN-CLL50	50 Tonne	Cabled load link
RSN-WLL50	50 Tonne	Wireless load link
RSN-WLL85	85 Tonne	Wireless load link
RSN-WLL100	100 Tonne	Wireless load link



RSN-WLL150	150 Tonne	Wireless load link
RSN-WLL200	200 Tonne	Wireless load link
RSN-CLL250	250 Tonne	Cabled load link
RSN-WLL250	250 Tonne	Wireless load link

Load Shackles

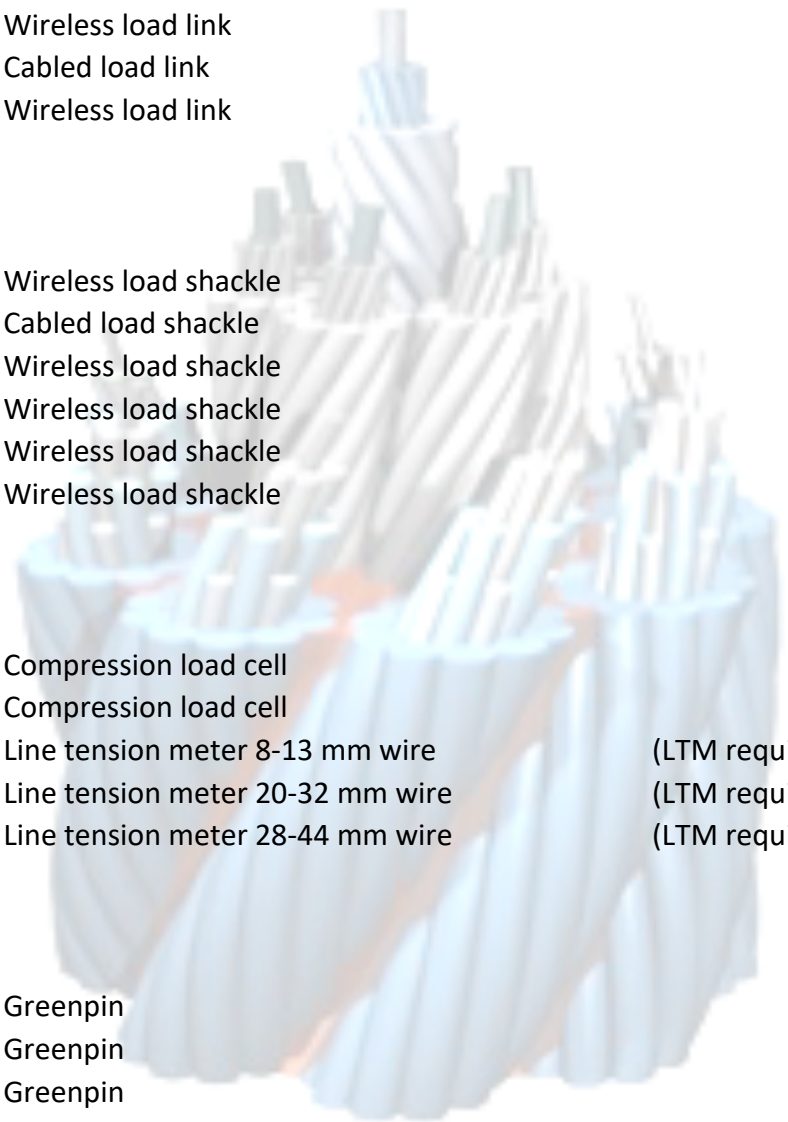
RSN-WLS17	17 Tonne	Wireless load shackle
RSN-CLS75	75 Tonne	Cabled load shackle
RSN-CLS300	300 Tonne	Wireless load shackle
RSN-WLS400	400 Tonne	Wireless load shackle
RSN-WLS500	500 Tonne	Wireless load shackle
RSN-WLS800	800 Tonne	Wireless load shackle

Other load measuring

RSN-CLC50	50 Tonne	Compression load cell	
RSN-CLC200	200 Tonne	Compression load cell	
RSN-LTM0		Line tension meter 8-13 mm wire	(LTM require calibration* for each project)
RSN-LTM2		Line tension meter 20-32 mm wire	(LTM require calibration* for each project)
RSN-LTM3		Line tension meter 28-44 mm wire	(LTM require calibration* for each project)

Greenpin Shackles

RSN-GP25	25 Tonne	Greenpin
RSN-GP35	35 Tonne	Greenpin
RSN-GP55	55 Tonne	Greenpin
RSN-GP85	85 Tonne	Greenpin



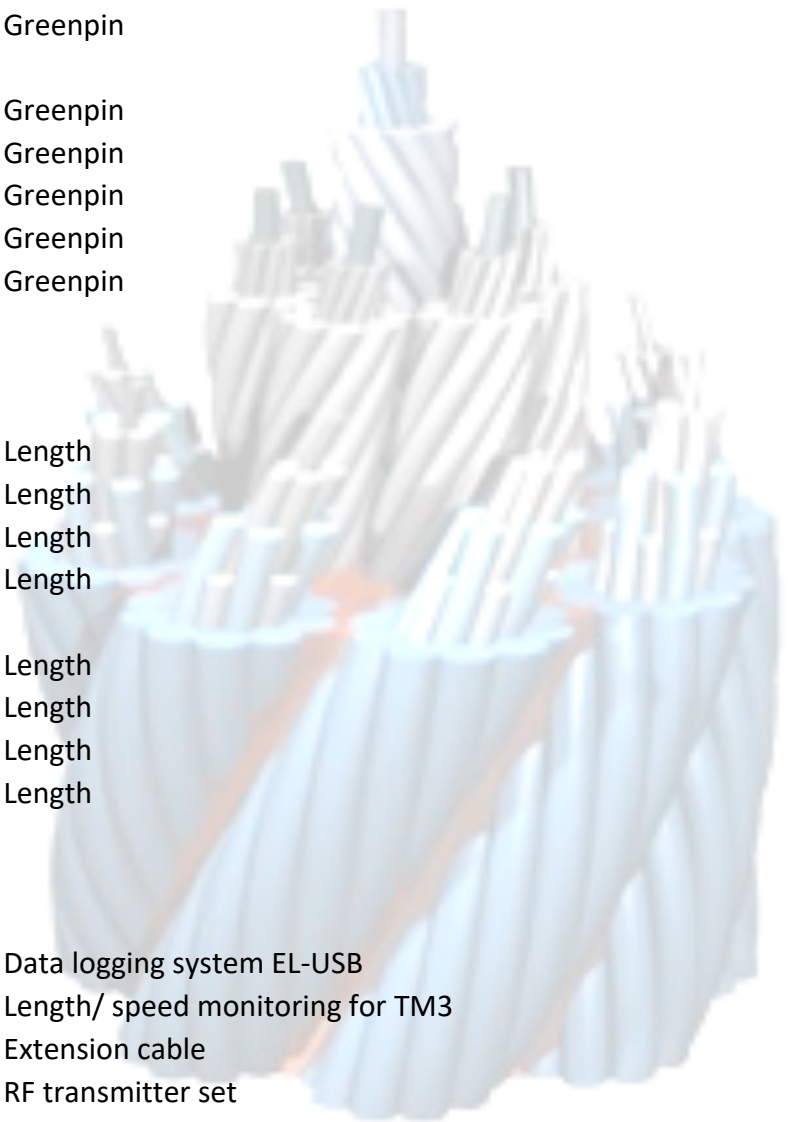
RSN-GP120	120 Tonne	Greenpin
RSN-GP150	150 Tonne	Greenpin
RSN-GP250	250 Tonne	Greenpin
RSN-GP300	300 Tonne	Greenpin
RSN-GP500	500 Tonne	Greenpin
RSN-GP800	800 Tonne	Greenpin
RSN-GP1000	1000 Tonne	Greenpin

Roundslings

RSN-RS35+450	4,5 mtr	Length
RSN-RS50+200	2 mtr	Length
RSN-RS50+400	4 mtr	Length
RSN-RS50+700	7 mtr	Length
RSN-RS75+1400	14 mtr	Length
RSN-RS100+450	4,5 mtr	Length
RSN-RS100+700	7 mtr	Length
RSN-RS100+1400	14 mtr	Length

Measuring accessories

RSN-DLS		Data logging system EL-USB
RSN-L+S		Length/ speed monitoring for TM3
RSN-EXT	100 mtr	Extension cable
RSN-RFT	1.000 mtr	RF transmitter set



Calibration rates

RSN-CALLC+A	0-19	Tonne	At RSN Offshore
RSN-CALLC+B	20-49	Tonne	At RSN Offshore
RSN-CALLC+C	50-70	Tonne	At RSN Offshore
RSN-CALLC+D	50-130	Tonne	At RSN Offshore
RSN-CALLC+E	140-200	Tonne	At RSN Offshore
RSN-CALLC+F	210-300	Tonne	At RSN Offshore
RSN-CALLC+G	300-1200	Tonne	At RSN Offshore

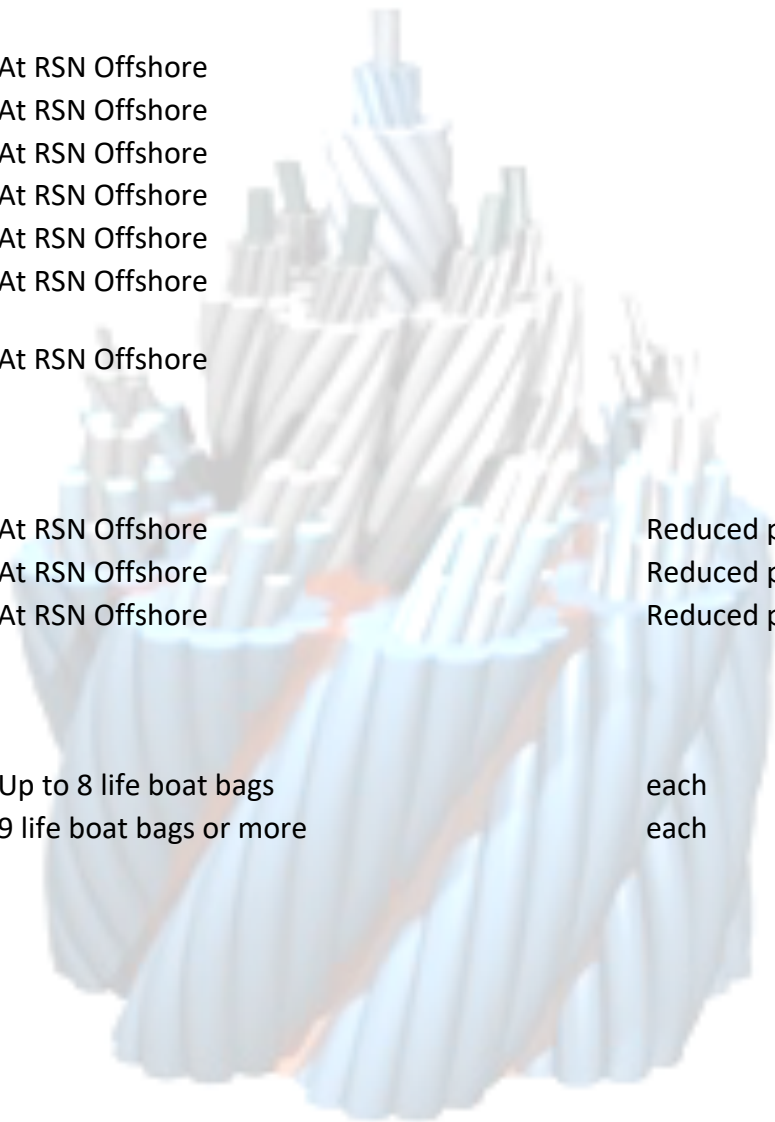
Line tension meter calibration

RSN-CALTM/A	8-28	mm	At RSN Offshore	Reduced prices apply when multiple units are tested
RSN-CALTM/B	20-44	mm	At RSN Offshore	Reduced prices apply when multiple units are tested
RSN-CALTM/C	45-90	mm	At RSN Offshore	Reduced prices apply when multiple units are tested

Inspection rates

RSN-LIFE8			Up to 8 life boat bags	each
RSN-LIFE+			9 life boat bags or more	each
RSN-WTB1	0-7	Tonne		
RSN-WTB2	10-12.5	Tonne		
RSN-WTB3	15-35	Tonne		
RSN-WTB4	50-55	Tonne		

RSN-IR Inspection report for the above inspection rates



RSN-LTR Load test report / statement each

Engineer rates

RSN-DAY1	100%	Monday - Friday 06:00 - 18:00	Per engineer (max 8 hours after 150%)
RSN-DAY1_1	150%	Monday - Friday 06:00 - 18:00	Per engineer after 8 hours
RSN-DAY2	150%	Monday - Friday 18:00 - 22:00	Per engineer
RSN-DAY3	200%	Monday - Friday 22:00 - 06:00	Per engineer
RSN-SAT1	150%	Saturday 06:00 - 18:00	Per engineer (max 8 hours after 200%)
RSN-SAT1_1	200%	Saturday 06:00 - 18:00	Per engineer after 8 hours
RSN-SAT2	200%	Saturday 18:00 - 06:00	Per Engineer
RSN-SUN1	200%	Sunday 06:00 - 18:00 (and Holiday)	Per engineer (max 8 hours after 250%)
RSN-SUN1_1	250%	Sunday 06:00 - 18:00 (and Holiday)	Per engineer after 8 hours
RSN-SUN2	250%	Sunday 18:00 - 06:00 (and Holiday)	Per engineer

Transport rates

** Bigger transport? This will be calculated according to the load.*

RSN-MER	Per km
RSN-MERA	Per km
RSN-DOD	Per km
RSN-DODA	Per km
RSN-BIP	Per km